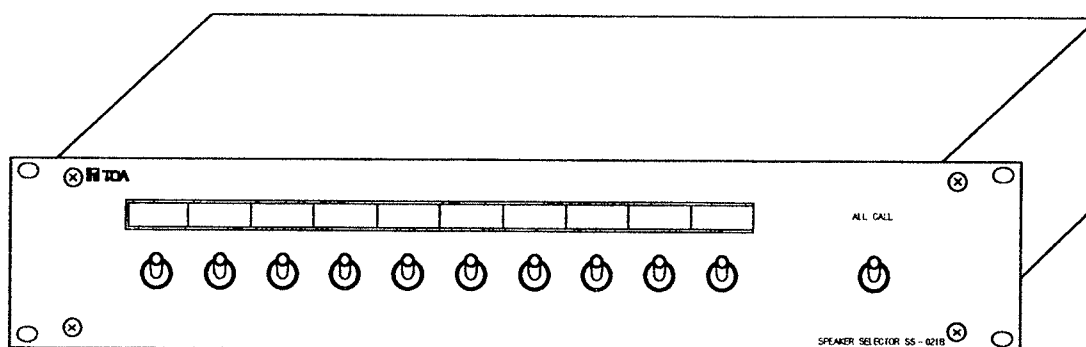




OPERATING INSTRUCTIONS

SPEAKER SELECTOR

SS-021B



GENERAL DESCRIPTION

The SS-021B speaker selector is designed for use with TOA rack systems. It provides individual ON/OFF switches of 10 speaker lines and an All-Call switch. The All-Call switch turns on all speaker lines and can be remotely controlled by external devices. The remote control function can be performed by applying 24VDC to the remote control terminals on the rear panel.

FEATURES

1. Simplified selection of up to 10 speaker lines
2. All-Call switch
3. Remote control function (for All-Call only)

Please follow the instructions in this manual to obtain the optimum results from this unit. We also recommend that you keep this manual handy for future reference.

TOA Corporation

CONNECTIONS

Connection of Inputs

Connect the output of the power amplifier to the input terminals IN and COM of this panel with the connection cord YR-352.

Note

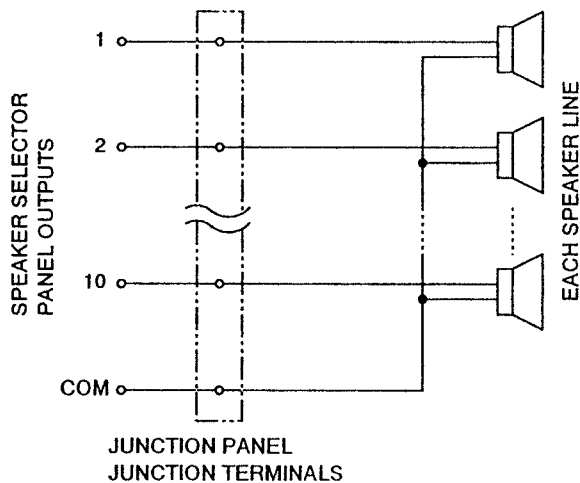
In the case of balanced output, the polarity of input terminals of this panel can be disregarded; but in the case of unbalanced output, the polarity of the input terminals must correspond to the polarity of the output.

Connection of Outputs

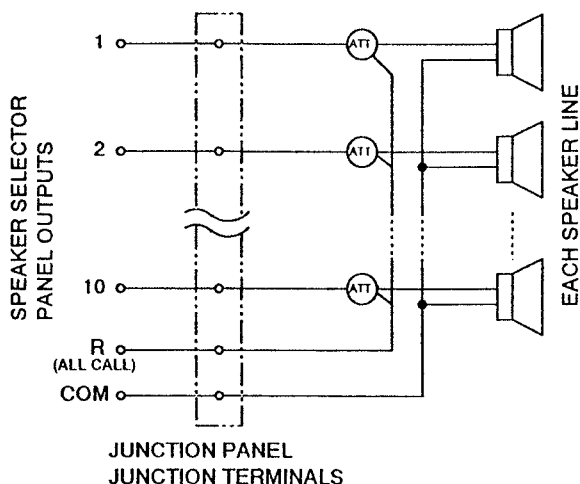
Connect the output terminals (speaker terminals) to the junction terminals of the junction panel with the connection cord YR-361 or YR-362 and then connect them to the speaker lines.

● Connection of speaker lines

Two-wire system (without attenuator)



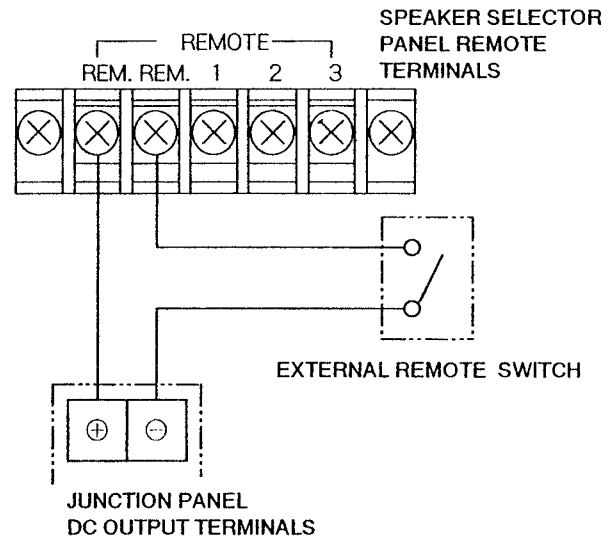
Three-wire system (with attenuator)



Connection of Remote Control

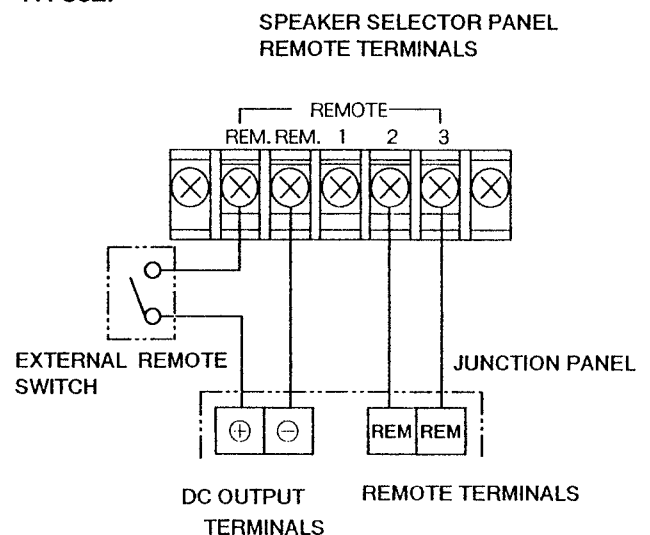
● Remote control of All-Call paging

Connect the DC output terminals of the junction panel to the remote control terminals REM and REM of this panel via an external remote switch as shown in the figure below.



● Simultaneous remote control of All-Call paging and rack power source

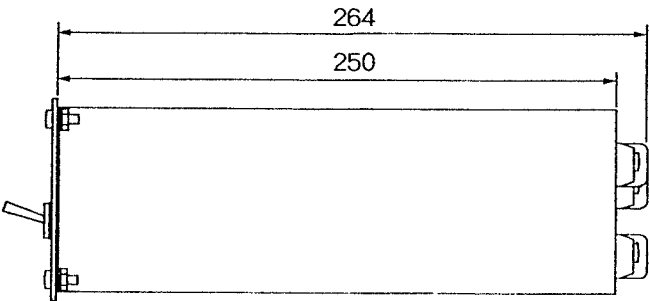
The remote control terminals 2 and 3 are normally opened, and closed when an All-Call paging is made. Connect these terminals to the remote terminals of junction panel using connection cord YR-352.



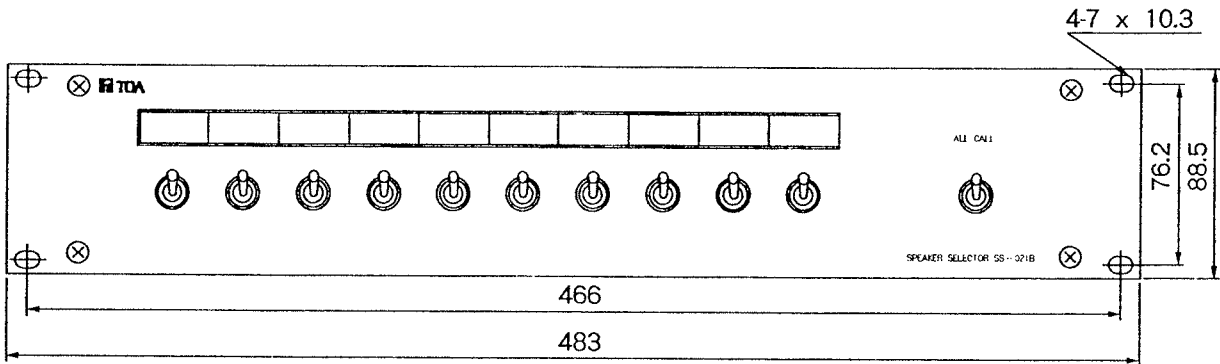
Note

The remote control terminals 1 and 2 are normally closed, and opened during All-Call paging. (Those terminals perform the reverse action of the terminals 2 and 3.)

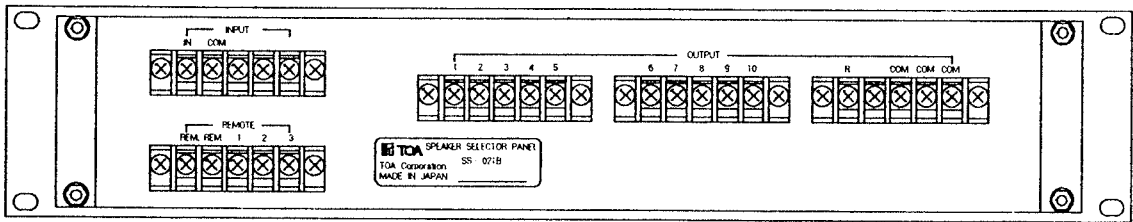
DIMENSIONAL DIAGRAMS



[Side View]



[Front View]



[Rear View]

SPECIFICATIONS

Type	10-line speaker selector
Control switch	10-individual speaker selector switch 1-All-Call switch with remote control facility
Maximum handling power	1000 watts in total
Connectors	Output : 3 screw terminal blocks Input : 1 screw terminal block Remote : 1 screw terminal block
Remote control facility	1-All-Call switch and 2 (make and break) auxiliary switch by using relay
Dimensions	483 (W) × 88.5 (H) × 264 (D) mm
Weight	3.55 kg
Color	Black
Standard accessories	1-Indication card 4-Rack mounting screw (5 mm dia. x 12 mm long) 1-Operating instructions

* Specifications are subject to change without notice.



TOA Corporation

TOA

Printed in Japan

133-05-280-6B